

G D GOENKA PUBLIC SCHOOL ARRAH

A UNIT OF G D GOENKA GROUP NEW DELHI, BASED ON CBSE Curriculum



**D. GOENKA
SCHOOL
ARRAH**

HOLIDAY

ENGAGEMENT



HOLIDAY ENGAGEMENT

NURSERY

Language Development

SplashLearn

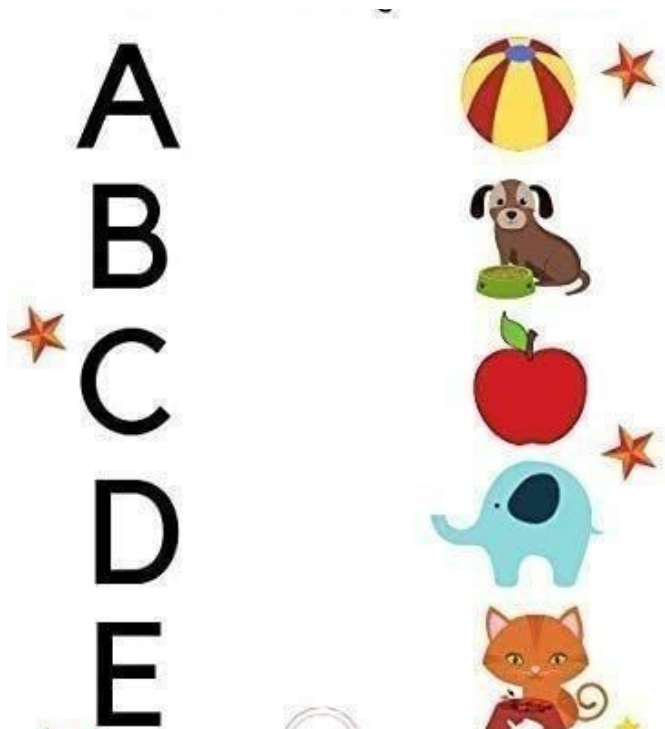
Trace the Letters

Trace the uppercase letters and complete the alphabet chain.



A	B	C	D	E
F	G	H	I	J
K	L	M	N	O
P	Q	R	S	T
U	V	W	X	Y
		Z		

Phonic Fun- Identify Objects that start with A to E



Story time

Parent to read 1 short story per day child draw a picture of their favorite part.

Notebook

Write one page A

Write one page B

Write one page C

Write one page D

Write one page E

English Reader

Read page no. 5, 6, 7

Mathematical Development

Tracing Number 1-10

1 1 1 1 1 1 1 1

2 2 2 2 2 2 2 2

3 3 3 3 3 3 3 3

4 4 4 4 4 4 4 4

5 5 5 5 5 5 5 5

6 6 6 6 6 6 6 6

7 7 7 7 7 7 7 7

8 8 8 8 8 8 8 8

9 9 9 9 9 9 9 9

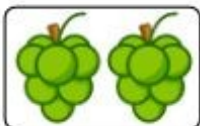
10 10 10 10 10 10 10 10

Count and match – Match objects with numbers.

Count and Match Name.....




5



3



1



2




4




7



10



6



8



9

Sing number rhymes

One two buckle my shoe

Mathematic notebook

Write one page 1 to 10

Sapling has fun

Do page no. 36 and 37.

PHE

Jumping, Running, Simple yoga poses.

Dance to rhymes

Head Shoulder Knees and Toes.

GK

Draw sense organs on A4 sheet.

Art

Make a family tree and paste photograph of your family.

Hindi

Hindi Pallav – Do page no. 6 to 9

Pallav ki Mauj – Do page no. 8 and 9.

Notebook- Write one page अ से अः तक

Write one page क से ङ तक

Fill this worksheet

★ ★ All About ME!

Name:

Age:

I am feeling...

My favourite books:

My favourite games,
shows and/or movies:

A drawing of myself:

Favourite food:

Favourite animal:

Favourite book:

My favourite activities:

- ☐ _____
- ☐ _____
- ☐ _____
- ☐ _____



Project Work – “Fruit and Veggie Sorting”

Let's help sort fruits and veggies! Can you put the apples in one basket and the carrots in another? We can find the different colors and shapes together!

Click lots of pictures and create fridge magnets!

“Dirty Clothes Basket!”

“Let's put our dirty clothes in the basket! Can you find the basket and put your shirt or socks in it? We'll help Mom or Dad wash them clean!”

This activity promotes responsibility and helps develop good habits in little ones!

Summer Reading- You will get the link in Whatsapp's group
